

INDUSTRIAL RANGE
HOT WATER

ASGX EN (3000-7000)
HOT WATER 3 WAY FUMES GENERATOR
Design pressure 12 bar
Nominal power from 3 to 7 MW



Main features

Three smoke ways, wetback, automatic smoke ducts heat generator, suitable for liquid or gaseous fuel pressurized combustion, intended for heating or technological systems or with power ranging between 3000 and 7000 kW and temperatures higher than 100 °C.

Some of the product's main features are related below:

- P265GH UNI EN 10028/2 and P275NH UNI EN 10028/3 quality steel boiler body welded and tested with methods approved and labeled CE in accordance with the PED 97/23/EC directive
- horizontal combustion chamber with single pass flame, with corrugated section
- wetback combustion produce reversal chamber, supported and connected to a socket of 500 mm diameter with manhole function
- Tube plates with drilled holes into which tubes are expanded and welded. The tube plates are completely dished after heating and butt welded thus avoiding t-butt welds
- the shell with flanged PN 16 or PN 40 EN 1092-1 connections for equipment operation; equipped with manhole and hand holes, and lifting eye bolts.
- P235GH UNI EN 10216/2 smoke tubes welded to tube plates, without Turbolators
- single front opening door, thermally insulated refractive materials with high aluminum content, mounted on adjustable hinges, easily opened by hand wheel bolts without the need to remove the burner; equipped with light indicator for combustion control.
- insulated steel sheet posterior smoke box equipped with an easily opened door can be removed using equipped bolts using brass bolts in order to clean the smoke pipes; provided with cleaning door and chimney connection
- support built form carbon steel sections able to support the entire unit.
- embossed metal sheet upper walkway for accessories service, parts located above the boiler
- high density, mineral wool mattress, 80 mm thickness thermal insulation, with round embossed aluminum case.
- Accessories equipment needed for automatic operation with mechanical and hydraulic assembly for all equipment.
- Electrical wiring converging to a single centralized control panel, having silicone insulated wires inserted in PVC protective sheaths all subjected to final functionality test

Standard equipment:

- pressure monitoring instrumentation unit, containing:
 - 2 safety valves
 - large dial 3 way test valve manometer
 - manual reset safety pressure gage
- temperature monitoring instrumentation unit, containing:
 - flow thermometer
 - control thermostat
 - manual reset safety thermostat
- purging unit containing:
 - blowdown drain valve
 - male connection quick exhaust valve with manual lever
- boiler electric command panel, IP 55 electrical protection, composed of:
 - main switch
 - burner switch
 - Electronic temperature regulator for two-stage burner control
 - high pressure light and alarm reset button
 - high temperature light and alarm reset button
 - alarm siren

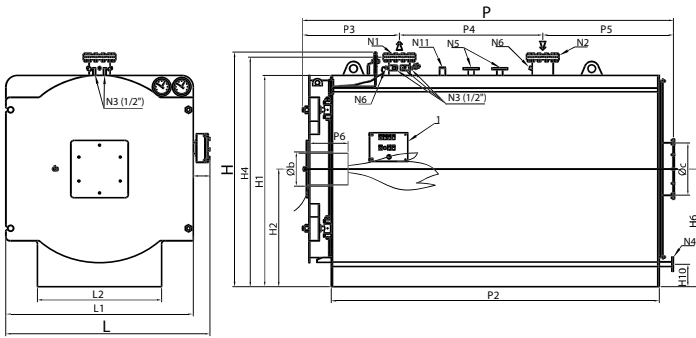
Available accessories	Code
"TSS 72 HOT WATER" global security system HOT WATER	86900063

For each product always indicate the code at the time of the order.

INDUSTRIAL RANGE

HOT WATER

ASGX EN



- Legend:**
- N1 Boiler flow
 - N2 Boiler return
 - N3 Equipment connections
 - N4 System load/drain connection
 - N5 Safety valve connections
 - N6 Bulb sheath
 - N8 control cover
 - N11 Minimum level probe connection

Characteristics	Code product	Effective capacity kW	Flow Thermal kW	100% efficiency (ref. C.O.P.) %	Hydraulic pressure drop (ΔT=12°C) mbar	Total volume H ₂ O lt	Flue gas pressure drop mbar	Fuel consumption			Total weight kg
								Gas Nm ³ /h	Diesel fuel kg/h	Nafta kg/h	
ASGX EN 3000	86803000	3000	3333	90,0	55	4.550	15,0	333,81	274,90	289,07	7.300
ASGX EN 3500	86803500	3500	3889	90,0	75	5.300	18,0	389,40	320,69	337,22	8.000
ASGX EN 4000	86804000	4000	4444	90,0	98	6.650	15,0	456,31	375,78	395,15	9.500
ASGX EN 5000	86805000	5000	5556	90,0	63	8.165	20,0	556,43	458,24	481,86	10.300
ASGX EN 6000	86806000	6000	6667	90,0	91	9.150	13,0	667,74	549,90	578,25	13.000
ASGX EN 7000	86807000	7000	7778	90,0	123	10.200	15,0	779,05	641,57	674,64	14.000

Dimensions	H	H1	H2	H4	H6	H10	L	L1	L2	P	P2	P3	P4	P5	P6	Øb	Øc	N1	N2	N1/N2	N3	N4	N5	N6	N8	N11
Model	mm	mm	mm	mm	mm	mm	mm	mm	mm	mm	mm	mm	mm	mm	mm	mm	mm	DN/in	DN/in	PN	DN/in	DN/in	DN/in	DN/in	DN/in	DN/in
ASGX EN 3000	2460	2210	1230	2400	1230	125	2135	1960	1300	3872	3430	1005	1500	1367	300-400	400	550	200	200	16	1/2"-3/4"	40	50	1/2"	3/4"	1/2"
ASGX EN 3500	2460	2210	1230	2400	1230	125	2135	1960	1300	4372	3930	1005	2000	1367	300-400	400	550	200	200	16	1/2"-3/4"	40	50	1/2"	3/4"	1/2"
ASGX EN 4000	2700	2420	1335	2615	1335	125	2345	2170	1400	4372	3930	1006	2000	1367	300-400	450	600	200	200	16	1/2"-3/4"	40	50	1/2"	3/4"	1/2"
ASGX EN 5000	2700	2420	1335	2615	1335	125	2345	2170	1400	5372	4930	1006	3000	1367	300-400	450	600	250	250	16	1/2"-3/4"	40	65	1/2"	3/4"	1/2"
ASGX EN 6000	2820	2570	1410	2765	1410	125	2495	2320	1600	5382	4930	1257	2700	1425	300-400	450	700	250	250	16	1/2"-3/4"	40	65	1/2"	3/4"	1/2"
ASGX EN 7000	2820	2570	1410	2765	1410	125	2495	2320	1600	5882	5430	1257	3200	1425	300-400	450	700	250	250	16	1/2"-3/4"	40	65	1/2"	3/4"	1/2"

For higher pressures see our commercial department.

INDUSTRIAL RANGE
HOT WATER

ASGX EN (8000-17000)

3 WAY HOT WATER GENERATOR

Design pressure 12 bar

Useful power from 8 to 17 MW



Main features

Three smoke ways, wetback, automatic smoke ducts heat generator, suitable for liquid or gaseous fuel pressurized combustion, intended for heating or technological systems or with power ranging between 8000 and 17000 kW and temperatures higher than 100 °C.

Some of the product's main features are related below:

- P265GH UNI EN 10028/2 and P275NH UNI EN 10028/3 quality steel boiler body welded and tested with methods approved and labeled CE in accordance with the PED 97 /23/EC directive
- horizontal combustion chamber with single pass flame, with eventual corrugated section
- wetback combustion produce reversal chamber, supported and connected to a socket of 500 mm diameter with manhole function
- Tube plates with drilled holes into which tubes are expanded and welded. The tube plates are completely dished after heating and butt welded thus avoiding t-butt welds
- the shell with flanged PN 16 or PN 40 EN 1092-1 connections for equipment operation; equipped with manhole and hand holes, and lifting eye bolts.
- P235GH UNI EN 10216/2 smoke tubes welded to tube plates, without Turbolators
- front smoke box made from steel sheet, thermally insulated with refractory materials with a high aluminum content, equipped with two flat separated doors, lined in ceramic fiber and rotating on a double-jointed hinges; complete with refractory cone to suit burner
- rear smoke box made from steel sheet, thermally insulated with refractory materials with a high aluminum content equipped with two flat separated doors, equipped with cleaning hatch, chimney connection, buffer for access to the combustion chamber, light flame with guillotine closing
- support built form carbon steel sections able to support the entire unit.
- embossed metal sheet upper walkway for accessories service, parts located above the boiler
- high density, mineral wool mattress, 80 mm thickness thermal insulation, with round embossed aluminum case.
- Accessories equipment needed for automatic operation with mechanical and hydraulic assembly for all equipment.
- Electrical wiring converging to a single Boiler House control panel, having silicone insulated wires inserted in PVC protective pockets all subjected to final functionality test

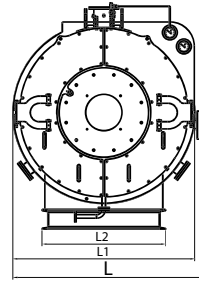
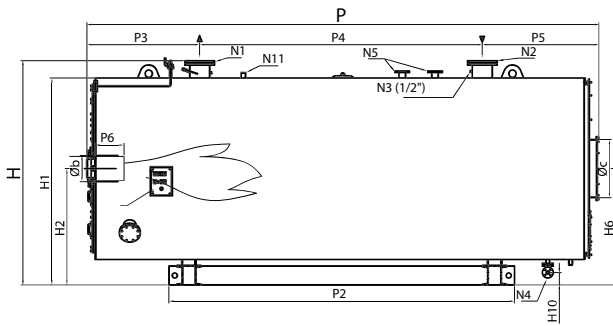
Standard equipment:

- pressure monitoring instrumentation unit, containing:
 - 2 safety valves
 - large dial 3 way test valve manometer
 - manual reset safety pressure gage
- temperature monitoring instrumentation unit, containing:
 - delivery, large scale thermometer
 - delivery thermocouple connected to a framework thermo regulator
 - manual reset safety thermostat
- purging unit containing:
 - purge shut-off valve at flow start
 - male connection quick exhaust valve with manual lever
- boiler electric command panel, IP 55 electrical protection, composed of:
 - main switch
 - burner switch
 - Electronic temperature regulator for two-stage burner control
 - high pressure light and alarm reset button
 - high temperature light and alarm reset button
 - alarm siren

Available accessories	Code
"TSS 72 HOT WATER" global security system HOT WATER	86900063

For each product always indicate the code at the time of the order.

INDUSTRIAL RANGE
HOT WATER
ASGX EN



Legend:

- N1 Boiler flow
- N2 Boiler return
- N3 Equipment connections
- N4 System load/drain connection
- N5 Safety valve connections
- N6 Regulating and safety thermostat connections
- N7 Security pressure gage connection (not supplied)
- N8 Control cover
- N11 Minimum level probe connection (not supplied)

Characteristics	Code product	Effective capacity **	Flow Thermal	100% efficiency (ref. C.O.P.)	Hydraulic pressure drop (ΔT=12°C)	Total volume H ₂ O	Flue gas pressure drop	Fuel consumption			Total weight
								Gas	Diesel fuel	Nafta	
Model		kW	kW	%	mbar	<lt	mbar	Nm ³ /h	kg/h	kg/h	kg
ASGX EN 8000	86808000	8000	8791	91	161	14.950	17,5	900	741	779	19.800
ASGX EN 9000	86809000	9000	9890	91	98	16.200	22,5	1013	834	877	21.000
ASGX EN 10000	86810000	10000	10989	91	66	20.200	15,0	1125	927	974	26.500
ASGX EN 11000	86811000	11000	12088	91	79	20.200	19,0	1238	1019	1072	26.500
ASGX EN 12000	86812000	12000	13158	91,2	94	21.800	22,0	1347	1109	1167	30.000
ASGX EN 13000	86813000	13000	14286	91	111	21.800	26,0	1463	1205	1267	30.000
ASGX EN 14000	86814000	14000	15385	91	128	23.800	23,5	1575	1297	1364	34.100
ASGX EN 15000	86815000	15000	16340	91,8	86	33.000	19,5	1673	1378	1449	41.000
ASGX EN 16000	86816000	16000	17486	91,5	98	33.000	22,0	1790	1474	1550	41.000
ASGX EN 17000	86817000	17000	18681	91	111	35.100	23,0	1913	1575	1656	45.000

Dimensions	H	H1	H2	H6	H10	L	L1	L2	P	P2	P3	P4	P5	P6	Øb	Øc	N1	N2	N1/N2	N3	N4	N5	N6	N8	N11	N7
Model	mm	mm	mm	mm	mm	mm	mm	mm	mm	mm	mm	mm	mm	mm	mm	mm	DN/in	DN/in	PN	DN/in	DN/in	DN/in	DN/in	DN/in	DN/in	DN/in
ASGX EN 8000	3050	2850	1600	1600	171	2700	2490	1700	7035	4750	1548	3885	1602	600-700	500	800	250	250	16	1/2"-3/4"	40	80	1/2"	3/4"	1/2"	1/2"
ASGX EN 9000	3050	2850	1600	1600	171	2700	2490	1700	7535	5250	1548	4385	1602	600-700	500	800	300	300	16	1/2"-3/4"	40	80	1/2"	3/4"	1/2"	1/2"
ASGX EN 10000	3400	3200	1730	2450	105	3140	2940	2000	7735	5400	1800	4135	1800	650-800	580	900	350	350	16	1/2"-3/4"	40	80	1/2"	3/4"	1/2"	1/2"
ASGX EN 11000	3400	3200	1730	2450	105	3140	2940	2000	7735	5400	1800	4135	1800	650-800	580	900	350	350	16	1/2"-3/4"	40	80	1/2"	3/4"	1/2"	1/2"
ASGX EN 12000	3400	3200	1730	2450	105	3140	2940	2000	8235	5900	1800	4635	1800	650-800	580	900	350	350	16	1/2"-3/4"	40	80	1/2"	3/4"	1/2"	1/2"
ASGX EN 13000	3400	3200	1730	2450	105	3140	2940	2000	8235	5900	1800	4635	1800	650-800	580	900	350	350	16	1/2"-3/4"	40	80	1/2"	3/4"	1/2"	1/2"
ASGX EN 14000	3500	3276	1764	2530	128	3265	3065	2000	8183	5900	1673	4670	1840	650-800	580	1000	350	350	16	1/2"-3/4"	40	80	1/2"	3/4"	1/2"	1/2"
ASGX EN 15000	3960	3700	1975	2840	200	3650	3450	2250	8820	6500	1706	5144	1970	600-700	740	1100	400	400	16	1/2"-3/4"	40	80	1/2"	3/4"	1/2"	1/2"
ASGX EN 16000	3960	3700	1975	2840	200	3650	3450	2250	8820	6500	1706	5144	1970	600-700	740	1100	400	400	16	1/2"-3/4"	40	80	1/2"	3/4"	1/2"	1/2"
ASGX EN 17000	3960	3700	1975	2840	200	3650	3450	2250	9320	7000	1706	5644	1970	600-700	740	1100	400	400	16	1/2"-3/4"	40	80	1/2"	3/4"	1/2"	1/2"

For higher pressures see our commercial department.
 *** Ratings related to methane gas; for diesel or naphtha operation the norm can provide a downgrading.
 For more information contact our commercial department.